

# V11 – What’s new

Version 11 is a new major release of the software, with enhancements in the central areas of the program, in particular a simplified module structure, cutting list rules and quicker item selection with groups and favourites. New features include:-

## 1. Module structure

The modules for V11 have undergone some changes with the available optimiser modules being streamlined to the Standard Optimiser (SO), Professional Optimiser (PO) and Nesting Optimiser (NE).

Part drawing and Machining along with Part Library and Labels now come as standard with all optimiser modules (SO, PO and NE).

Destacking is now part of the Professional Optimiser module (PO) whilst CAD drawings is now part of the Products and Quotes module (PQ).

Stock Control (SC) and Product and Quotes (PQ) remain as separate modules.

## 2. Cutting List Rules

- Multiple cutting list rule files can now be created with each part list allowing the selection of one cutting list rules file to be applied to it.

	Description	Material	Length	Width	Quantity	Over	Under	Grain	Edge Btm	Edge Top	Edge Left	Edge Right	Inf
Global						%	%						
1.	CLR-UNIT-BASE	MEL-CHIP-18MM	585.0	470.0	5	0	0	N					
2.	CLR-UNIT-DRAWER	MFC18-OAK	870.0	585.0	3	0	0	Y					
3.	CLR-UNIT-END	MFC18-OAK	1740.0	585.0	5	0	0	Y					
4.	CLR-UNIT-PLINTH	MFC18-OAK	500.0	150.0	4	0	0	N					
5.	CLR-UNIT-RAIL	MEL-FACE-CHIP-TEAK	474.0	75.0	5	0	0	N					

- The changes made to the cutting list by the selected cutting list rules file can now be highlighted, this is configurable in the Part list parameters screen.

**11** Cutting list - Cutting list rules

File Edit View Optimise Help

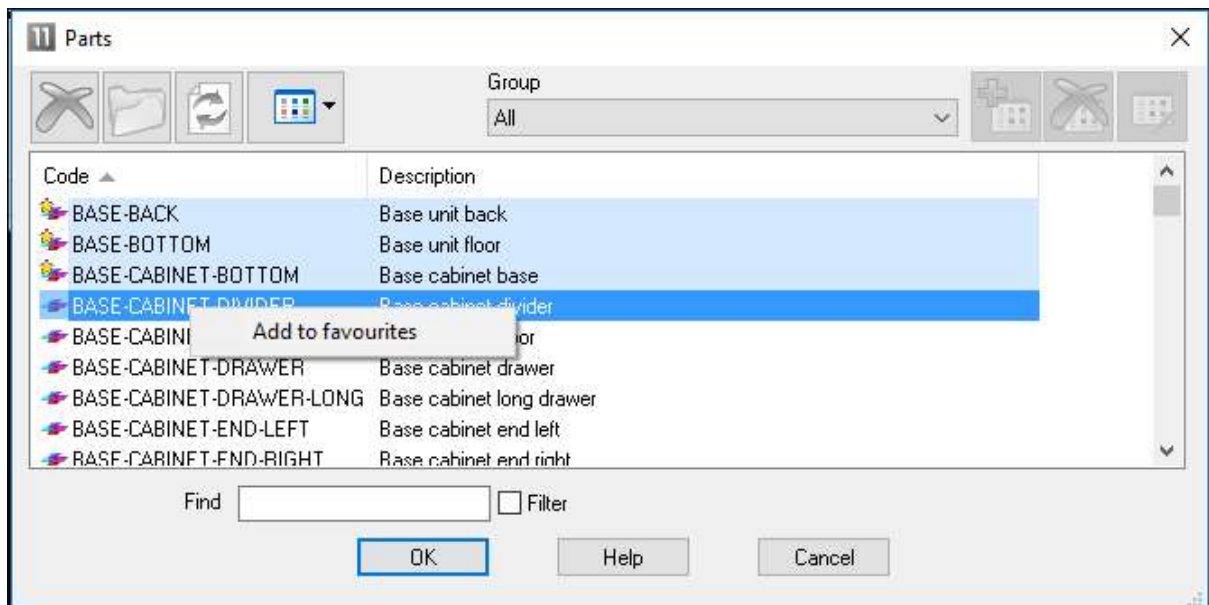
Title  Opt Default Saw Default

	Description	Material	Length	Width	Quantity	Over	Under	Grain	Edge Btm
Global						%	%		
1.	CLR-UNIT-BASE	MEL-CHIP-18MM	585.0	470.0	5	0	0	N	
2.	CLR-UNIT-DRAWER	MFC18-DAK	870.0	585.0	3	0	0	Y	
3.	CLR-UNIT-END	MFC18-DAK	1740.0	585.0	5	0	0	Y	
4.	CLR-UNIT-PLINTH	MFC18-DAK	500.0	150.0	4	0	0	N	
5.	CLR-UNIT-RAIL	MFC18-TEAK	474.0	75.0	5	0	0	N	
6.	CLR-UNIT-SPACER	MFC18-TEAK	45.0	30.0	0	0	0	N	
7.	CLR-UNIT-SHELF	MFC18-TEAK	474.0	395.0	0	0	0	N	
8.	CLR-UNIT-DOOR	MFC18-DAK	570.0	495.0	6	0	0	N	
9.	CLR-CABINET-PLINTH	MFC18-BEECH	495.0	150.0	5	0	0	N	
10.	CLR-CABINET-BACK	MFC18-BEECH	474.0	710.0	5	0	0	N	
11.	CLR-UNIT-BACK	MEL-CHIP-18MM	710.0	574.0	6	0	0	N	
12.	CLR-UNIT-BACK_GRN	MEL-CHIP-18MM	710.0	574.0	4	0	0	Y	
13.									

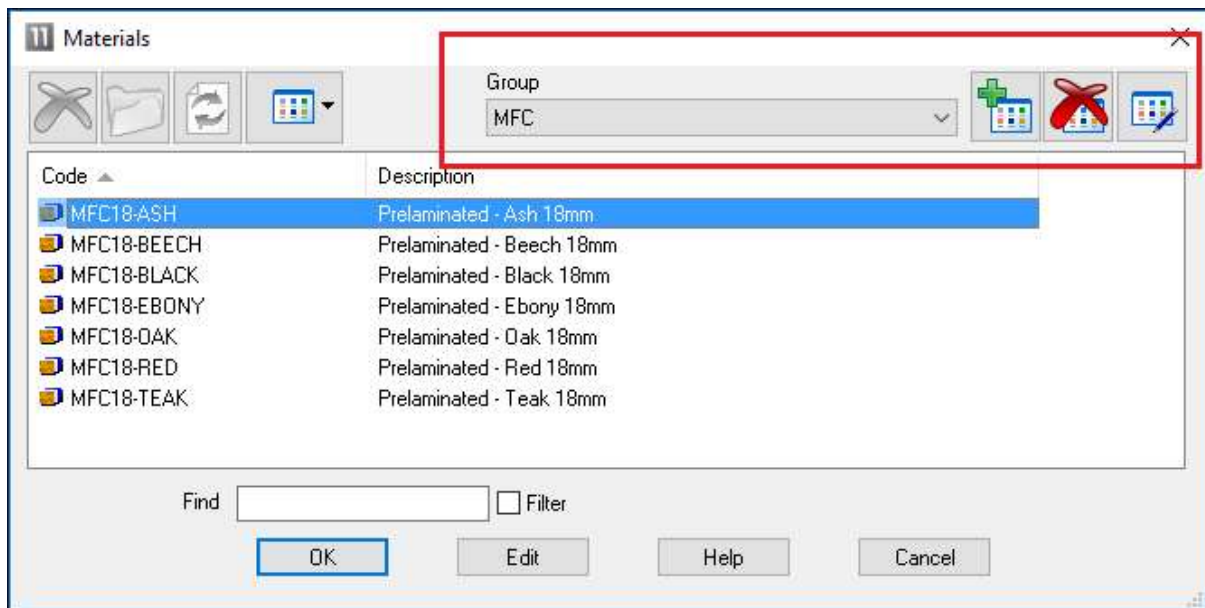
- Numeric comparison of information box fields in cutting list rules can now be achieved by setting the information box to type numeric.
- With the introduction of a notes field in the cutting list rules editor you are now able to add text to each line which is displayed on the cutting list rules print out.

### 3. Groups and favourites

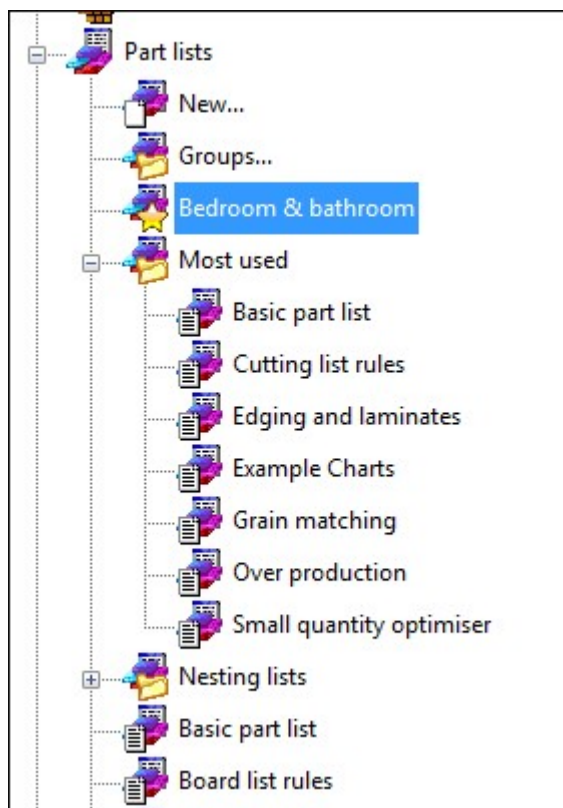
- Frequently used items can be added to favourites, once added they are displayed at the top of the available selection.



- Each selection dialog provides the ability to assign items to groups to help speed up item selection.



- Favourites and Groups can also be accessed directly from the file tree on the main menu for a number of the branches.



## 4. Review Runs

- Additional recut data fields are available for display on both Pattern and Batch summaries.

Settings Summaries Stock Help

Pattern summary

Ptn No	Board	Length mm	Width mm	Board Qty	Total h:mm:ss	Open Parts	Total Recuts	Single Recuts	Equal Recuts	Unequal Recuts	Unrestricted Recuts	Total Recut parts	Single Recut parts	Equal Recut parts	Unequal Recut parts	Unrestricted Recut parts	Revision	
7	CHIPBOARD-18MM/01	2440.0	1220.0	5	0:03:34	18	0	0	0	0	0	0	0	0	0	0	0	0
8	CHIPBOARD-18MM/01	2440.0	1220.0	5	0:06:29	25	2	2	0	0	0	10	10	0	0	0	0	0
9	CHIPBOARD-18MM/01	2440.0	1220.0	5	0:03:54	24	1	1	0	0	0	5	5	0	0	0	0	0
10	CHIPBOARD-18MM/01	2440.0	1220.0	5	0:04:50	27	2	2	0	0	0	10	10	0	0	0	0	0
11	CHIPBOARD-18MM/01	2440.0	1220.0	5	0:05:31	28	3	3	0	0	0	15	15	0	0	0	0	0
12	CHIPBOARD-18MM/01	2440.0	1220.0	5	0:04:41	27	2	2	0	0	0	10	10	0	0	0	0	0
13	CHIPBOARD-18MM/01	2440.0	1220.0	5	0:08:10	27	4	4	0	0	0	20	20	0	0	0	0	0
14	CHIPBOARD-18MM/01	2440.0	1220.0	5	0:05:19	28	3	3	0	0	0	15	15	0	0	0	0	0

## 5. Parameter screens

- Automatic context help is available in a docked pane on the parameter screens.

System parameters

General Paths and files Rules1 Rules2 Divide part lists Boards Stock control Routing / nesting Nesting Help view <<

General

Language: English (UK)

Language for help: English (UK)

Measurement mode

Metric (0.0 - 9999.9 mm)

Decimal inches (0.000 - 999.999)

Fractional inches (0 - 999-63/64)

Order of dimensions on screens and printouts

Parts and boards: Length Width

Products: Width Height Depth

Modules

PO - Professional optimiser  SC - Stock control

SO - Standard optimiser  PQ - Product library / quotes

NE - Nesting optimiser

Style of date

Day/Month/Year

Month/Day/Year

Company name: DEMO USER 1

Home > System set up (parameters) > System parameters > General > Measurement mode

**Measurement mode**

System parameter to set the unit in use for dimensions

425.0 16.74

16-3/4

- Select the measurement mode

Metric  
Decimal inches  
Fractional inches

**Notes**

Millimetres are the standard metric measure to one decimal place. e.g. 1230.5mm 96.5mm

Decimal inches are inches expressed as decimals. e.g. 60.125 in. 12.500 in.

Fractional inches are inches expressed as imperial fractions. e.g. 3-1/4 in. 25-3/16 in.

Enter fractional inches in the style 99-99/99.

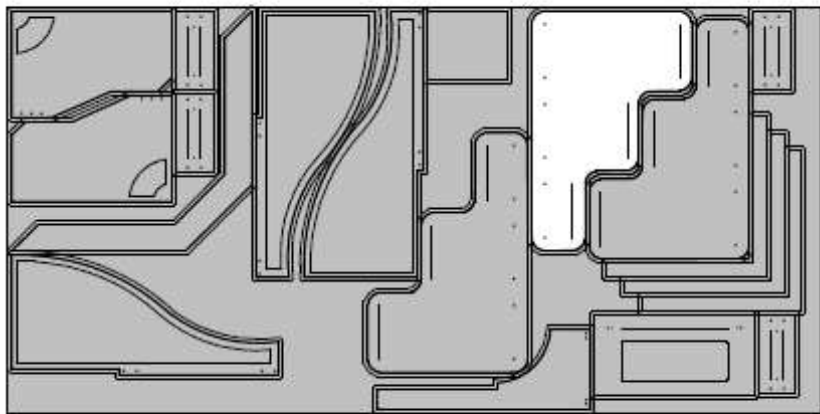
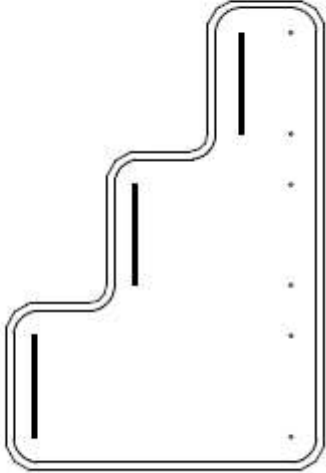
The measurement mode is usually the same measurement mode as the saw, machining centre or other machinery.

See also

OK Print Help Cancel

## 6. Online label print

- The online label designer has been expanded to include the option to add a nested pattern to a label. When printed the nesting online label displays the entire pattern with the current part / offcut highlighted in white.

<b>Job ref: Nesting - DXF</b> <b>Item no. 2</b> <b>Part: DISPLAY_SIDE</b> <b>Material: MED-DEN-FIBRE-18MM</b>	<b>Length: 600.0</b> <b>Width: 900.0</b> <b>QTY: 5</b> <b>Pattern No. 2</b>
	

### 7. 3D View on product forms and labels

- 3D products created in the product library can now be added to forms and labels via an additional setting on the picture dialog.

 <b>GLOBAL FURNITURE LTD</b>		
Order Ref: 00001 Title: KitchenOrder		
	PRODUCT DETAILS	<b>Qty: 1</b>
	BASE-DRAWER	
	Drawers-MFC18-OAK	
	W: 500.0 x H: 870.0 xD: 600.0	
	 00001	
 <b>GLOBAL FURNITURE LTD</b>		
Order Ref: 00001 Title: KitchenOrder		
	PRODUCT DETAILS	<b>Qty: 1</b>
	BASE-CORNER	
	Corner cabinet	
	W: 800.0 x H: 870.0 xD: 800.0	
	 00001	
 <b>GLOBAL FURNITURE LTD</b>		
Order Ref: 00001 Title: KitchenOrder		
	PRODUCT DETAILS	<b>Qty: 1</b>
	WALL-SINGLE	
	Single wall unit	
	W: 500.0 x H: 750.0 xD: 300.0	
	 00001	

## **8. Faster processing of flat Woodwop MPR files**

- Without requiring any additional MPR related software, the software can now be set to operate with a simple form of MPR File. Both saw and nested patterns can be generated from MPR part files and nested patterns can be transferred to MPR / DXF base machines.

## **9. Improved processing speed for large product and machining databases on networks**

- For users who make regular changes to the board library this update includes a new parameter available on the Path and files tab of System Parameters which automatically compacts the board library at regular intervals. This ensures the board library uses the minimum disk space and board details can be quickly retrieved.